



# Welcome



## Speech Orientation



# Stoa...

“... trains Christian, homeschooled youth in speech and debate, in order to better communicate a biblical worldview.”

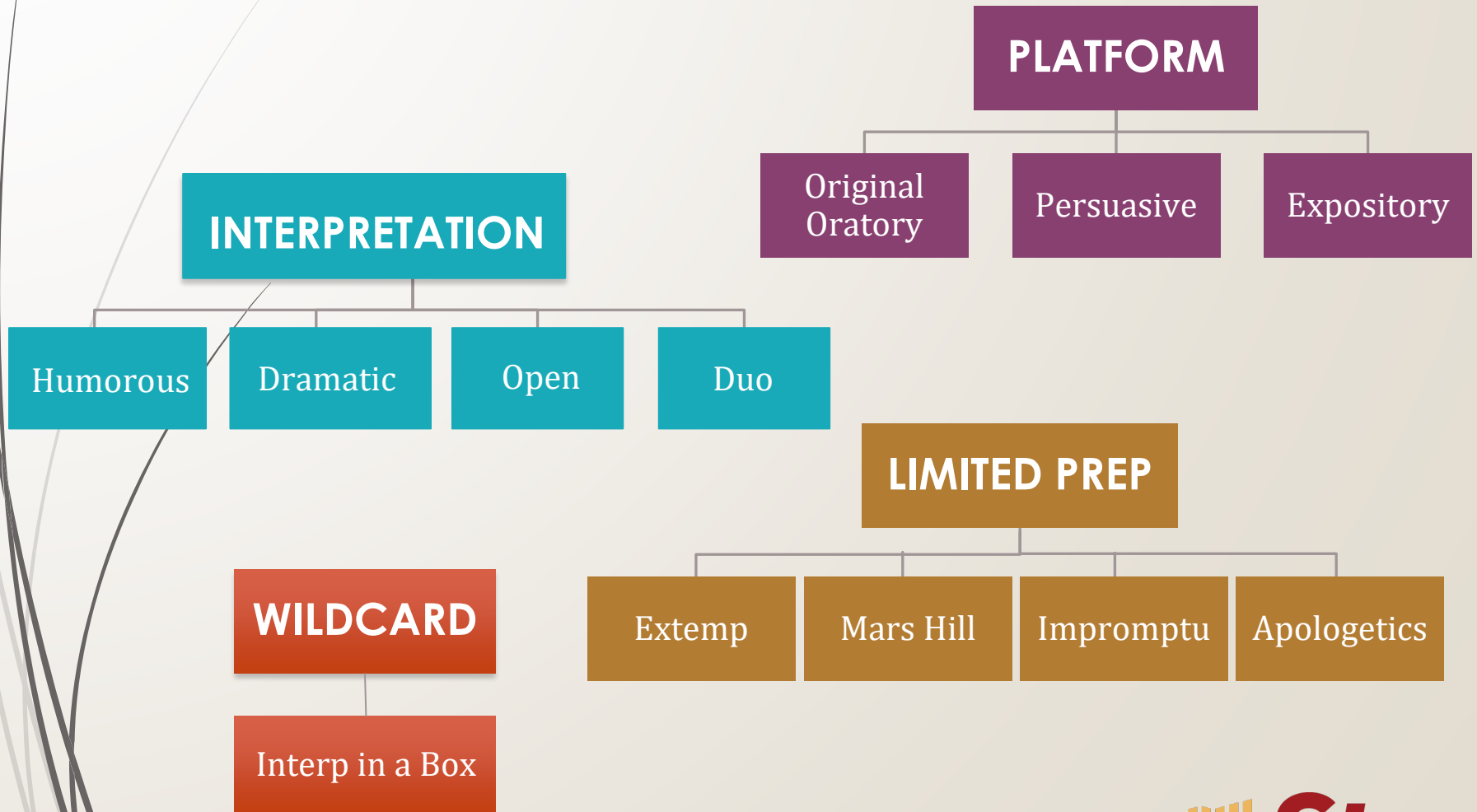
# Judges...

- You can do this!
- Be responsive! You are the audience
- Set aside personal bias and expertise
- No discussion with speakers
- No consultation with one another

# The setting...

- Sit at assigned judge table and turn off cell
- Head Judge will supervise digital timepiece
- *Timepiece must be turned toward the competitor*
- Wait for **all** judges before starting round
- Stay until every competitor has presented
- Competitors may speak out of listed order
- Audience members may come and go

# The events...



# PLATFORM

Original Oratory

Persuasive

Expository

A prepared speech, written and memorized by the competitor to:

- Inform
- Entertain
- Persuade
- Expose
- Inspire

NOTE: Expository allows visual aids

# INTERPRETATION

Dramatic

Humorous

Open

Duo

- Select and analyze literature
- Bring to life through
  - voice
  - movement
  - facial expression
- No costumes or props

# INTERPRETATION

Dramatic

Humorous

Duo

Open



Must be plot-based literature

Serious

Light-hearted

Serious or Light-hearted

- 2 Speakers = 1 Speech
- No direct contact

- May be self-written



# LIMITED PREP

Extemp

Mars Hill

Apologetics

Impromptu

- Speech prepared on-site
- Judges provided a copy of topics/questions
- Prep time & speaking time varies for each event  
(Please see the event rules)

# LIMITED PREP

Extemp



Current event questions

Assigned times and order for speakers

Mars Hill



Identify human experiences from books, movies, etc.

Examine those in light of Biblical truth

Apologetics



Reasonable defense of Biblical truth

May or may not be evangelistic

Impromptu



Wide variety of topics

Completely impromptu

# LIMITED PREP


## Apologetics

- Speaker addresses Christian or non-Christian audience
- Content is key. More weight should be given to the speech content, rather than the presentation style.
- Judges should be in agreement with the **Stoa Statement of Faith.** (copy available at end of slides)

# WILDCARD

## Interp in a Box

- Select and analyze literature
- Bring to life through
  - props
  - voice
  - movement
  - facial expression
- Props fit inside lidded box



# Questions ?

# Ballots...

## Two Types:

Check for conflicts →

**Stoa Tabulation Ballot**

Name \_\_\_\_\_ Room \_\_\_\_\_  
 Original Oratory \_\_\_\_\_  
 Round \_\_\_\_\_

Signature \_\_\_\_\_  
 Welcome!

We are delighted that you have joined us today and we are grateful for your willingness to volunteer your time.

- This is the first page of your ballot packet. This page is the official tabulation ballot where you will rank the students. Attached to this page is a set of student evaluation ballots, one for each student, where you can give individual comments and feedback.
- On the back of this sheet are the rules for this event. Please read the rules before the competition round begins.
- The students are listed on this form in the order that they are scheduled to speak. They may come to the room in a different order than they are listed. This is not a problem but do make sure you put the right name with the right speech. Just don't mix the topics of the speeches to help you remember.
- At the end of the competition round, mark the presentations 1 (best), 2 (second best) etc. Record this in the original rank section of the worksheet.
- If a student has violated one of the "mandatory penalty" items (use of script, failure to state topic or situation, etc.), record the penalty in the "penalties" section of the worksheet. Use of script is a +2, all other penalties are +1.
- Add the penalty to the original rank. If the penalties create ties, the higher rank goes to the student without a penalty. The ballot checkers will assist you if you have questions.
- Fill in the first rank on the worksheet and then circle the corresponding rank on each of the student ballots.
- Write as many comments as you can on the student ballots.
- Please use a blue or black pen when filling out the ballots. Thank you so much for your time!

Speaker	Topic	Original Rank	PENALTIES	Re-Ranking	Final Rank

**Tabulation Ballot:**  
 Ranking the room  
 (Event rules are on back.)

**ORIGINAL ORATORY Student Ballot**

Speaker: \_\_\_\_\_  
 Room: \_\_\_\_\_  
 Judge: \_\_\_\_\_  
 Round: \_\_\_\_\_ Date: \_\_\_\_\_

Content and Reasoning

Content and Reasoning	Rank	Comments
Clear think statement establishing focus of speech	1 + + + 0	
Compelling message	1 + + + 0	
Address both the original, inevitable and	1 + + + 0	
Characterize supporting events and create illustrations	1 + + + 0	
Create link between message and audience	1 + + + 0	
Delivery	1 + + + 0	
Engaging and relevant illustration	1 + + + 0	
Organized content and smooth transitions	1 + + + 0	
Conclusion effectively completes speech	1 + + + 0	
Script	1 + + + 0	
Topic correctly using given topic	1 + + + 0	
Topic correctly through clarity and proper use of sources to connect with audience (script)	1 + + + 0	
Creative interest and evokes appropriate emotional response (script)	1 + + + 0	
Delivery	1 + + + 0	
Engaging style of delivery	1 + + + 0	
Topic, organization, illustrations, vocal/visual, and inflection	1 + + + 0	
Appropriate eye contact	1 + + + 0	
Posture and movements contribute to the presentation	1 + + + 0	
Professional handling of speech (if used)	1 + + + 0	
Communication general professionalism	1 + + + 0	

Penalties: Over time by 24 seconds (1 rank) \_\_\_\_\_ + Use of script (2 ranks) \_\_\_\_\_ + Total Penalty rank(s) \_\_\_\_\_

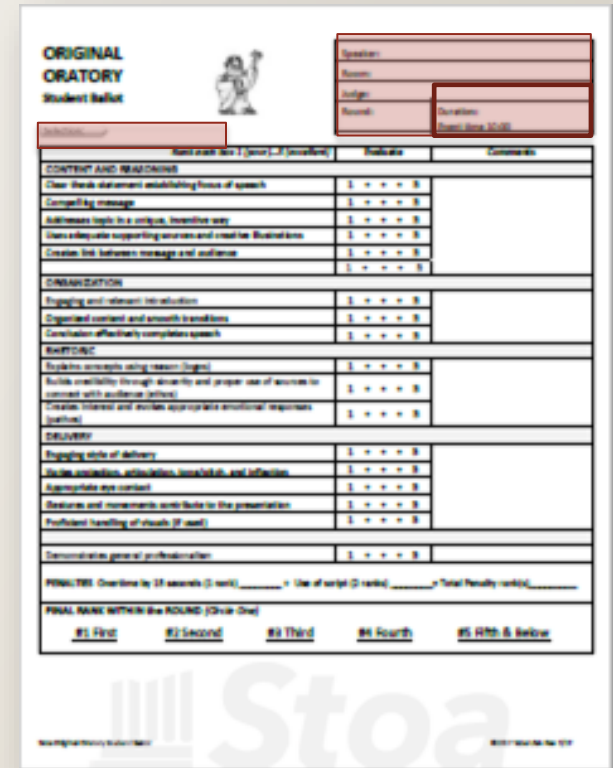
Final Rank Within the Round (Circle One)

#1 First   #2 Second   #3 Third   #4 Fourth   #5 Fifth & below

**Student Ballots:**  
 Educate student

# Student Ballot...

- Use black or blue ink
- Copy speaker, room, and round from Tab Ballot (Please use dark ink)
- Judge = you!
- Jot down topic
- No minimum time limits
- Duration = length of speech



The image shows a 'Student Ballot' form titled 'ORIGINAL ORATORY Student Ballot'. It includes a header with a logo of a person on a horse, a name field, and a duration field. The main body is a table with columns for 'Content and Reasoning', 'Organization', 'Delivery', and 'Comments'. The table contains various criteria for evaluating an oratory performance, such as 'Clear, frank statement establishing focus of speech', 'Engaging and relevant introduction', and 'Effective handling of rebuttal of each'. Each criterion has a rating scale from 1 to 5. At the bottom, there are fields for 'FINAL TIME' and 'FINAL RANK WITHIN THE ROUND'.

Content and Reasoning	Organization	Delivery	Comments
Clear, frank statement establishing focus of speech	Engaging and relevant introduction	Effective handling of rebuttal of each	
Compelling message	Organized content and smooth transitions	Effective handling of rebuttal of each	
Addresses topic in a unique, inventive way	Conclusion effectively completes speech	Effective handling of rebuttal of each	
Provides clear supporting evidence and credible illustrations		Effective handling of rebuttal of each	
Creates link between message and audience		Effective handling of rebuttal of each	
<b>DELIVERY</b>			
Engaging and relevant introduction			
Organized content and smooth transitions			
Conclusion effectively completes speech			
<b>REBUTTAL</b>			
Effective rebuttal using reason (logic)			
Effective rebuttal through direct and proper use of evidence to correct with audience (emot)			
Effective rebuttal and analysis appropriate emotional responses (emot)			
<b>DELIVERY</b>			
Engaging style of delivery			
Effective rebuttal, application, illustration, and inference			
Appropriate eye contact			
Effective and convincing contribution to the presentation			
Effective handling of rebuttal of each			
Effective handling of rebuttal of each			
Effective handling of rebuttal of each			
Effective handling of rebuttal of each			

# Student Ballot...

Using rules  
and ballot criteria:

Rate the student's  
performance on  
"Evaluate" scale.

*The numbers are not used  
by the tournament to  
determine points or rank.*

The image shows a 'Student Ballot' form for 'ORIGINAL ORATORY'. It includes a header with a logo and a table with columns for 'Criteria', 'Evaluate' (with a scale of 1-5), and 'Comments'. The criteria are grouped into 'CONTENT AND REASONING', 'ORGANIZATION', 'DELIVERY', and 'PROFICIENCY'. At the bottom, there is a 'PENALTIES' section with a red arrow pointing to it from the text 'Note any penalties'. Below the penalties section, there are fields for 'FINAL RANK WITHIN THE ROUND (1st-5th)' and 'Total Penalty Points'. The Stoa logo is visible at the bottom right of the form.

Note any penalties



# Student Ballot...

## In comments section:

- Report what you saw
- Educate student:
  - What worked
  - What didn't

The form is titled "ORIGINAL ORATORY Student Ballot" and features a small logo of a person on a horse. It includes fields for "Speaker", "Team", "Judge", "Round", and "Duration". The main section is a table with columns for "Ballot" and "Comments". The table is divided into three categories: "CONTENT AND REASONING", "ORATORICAL", and "DELIVERY". Each category contains several sub-rows with a 5-point scale (1-5) for the "Ballot" column. At the bottom, there are fields for "PENALTIES" (Over time by 25 seconds (1 point), Use of vocal (2 points), Total Penalty (total)), "FINAL RANK WITHIN THE ROUND (Circle One)", and a legend for "#1 First", "#2 Second", "#3 Third", "#4 Fourth", and "#5 Fifth & Below". The Stoa logo is visible at the bottom of the form.

Category	Item	Ballot	Comments
CONTENT AND REASONING	Clear thesis statement establishing focus of speech	1 2 3 4 5	
	Compelling message	1 2 3 4 5	
	Addresses topic in a unique, creative way	1 2 3 4 5	
	Uses adequate supporting sources and creates Relevance	1 2 3 4 5	
	Creates link between message and audience	1 2 3 4 5	
ORATORICAL	Engaging and relevant introduction	1 2 3 4 5	
	Organized content and smooth transitions	1 2 3 4 5	
	Conclusion effectively completes speech	1 2 3 4 5	
	Effective overall message (logic)	1 2 3 4 5	
DELIVERY	Builds credibility through accuracy and proper use of sources to connect with audience (logic)	1 2 3 4 5	
	Creates interest and evokes appropriate emotional responses (emotion)	1 2 3 4 5	
	Engaging style of delivery	1 2 3 4 5	
	Clear enunciation, articulation, pronunciation, and inflection	1 2 3 4 5	
Appropriate eye contact		1 2 3 4 5	
Gestures and movements contribute to the presentation		1 2 3 4 5	
Proficient handling of words (if used)		1 2 3 4 5	
Demonstrates general professionalism		1 2 3 4 5	

Reminder: Only 2 minutes between speakers

# Ranking

Set ranking **without**  
**penalties** considered

Stacking ballots  
to order  
speakers

**ORIGINAL ORATORY STUDENT BALLOT**

Speaker: \_\_\_\_\_  
Room: **Ben Franklin**  
Judge: \_\_\_\_\_  
Round: \_\_\_\_\_ Duration: Event time 10:00

Selection: \_\_\_\_\_

**ORIGINAL ORATORY STUDENT BALLOT**

Speaker: **Marie Curie**  
Room: \_\_\_\_\_  
Judge: \_\_\_\_\_  
Round: \_\_\_\_\_ Duration: Event time 10:00

Selection: \_\_\_\_\_

(Rank each box 1 (poor)...5 (excellent))	Evaluate	Comments
--	----------	----------

**ORIGINAL ORATORY Student Ballot**

Speaker: **Mark Twain**  
Room: \_\_\_\_\_  
Judge: \_\_\_\_\_  
Round: \_\_\_\_\_ Duration: Event time 10:00

Selection: \_\_\_\_\_

(Rank each box 1 (poor)...5 (excellent))	Evaluate	Comments
<b>CONTENT AND REASONING</b>		
Clear thesis statement establishing focus of speech	1 2 3 4 5	
Compelling message	1 2 3 4 5	
Addresses topic in a unique, interesting way	1 2 3 4 5	
Uses adequate supporting evidence and credible authorities	1 2 3 4 5	
Creates link between message and audience	1 2 3 4 5	
<b>ORGANIZATION</b>		
Engaging and relevant introduction	1 2 3 4 5	
Organized content and smooth transitions	1 2 3 4 5	
Conclusion effectively completes speech	1 2 3 4 5	
<b>DELIVERY</b>		
Explains concepts using clear, logical	1 2 3 4 5	
Audio visibility through clarity and proper use of pauses to connect with audience (soft)	1 2 3 4 5	
Creates interest and evokes appropriate emotional responses (warm)	1 2 3 4 5	
<b>DELIVERY</b>		
Engaging style of delivery	1 2 3 4 5	
Audio projection, articulation, breath/息, and inflection	1 2 3 4 5	
Appropriate eye contact	1 2 3 4 5	
Posture and movements contribute to the presentation	1 2 3 4 5	
Proficient handling of props (if used)	1 2 3 4 5	
Demonstrates general professionalism	1 2 3 4 5	
PENALTY: Overtime by 15 seconds (1 point) _____ + Use of script (2 points) _____ Total Penalty: _____		
FINAL RANK WITHIN THE ROUND: (Circle One)		
<input type="radio"/> #1 First <input type="radio"/> #2 Second <input type="radio"/> #3 Third <input type="radio"/> #4 Fourth <input type="radio"/> #5 Fifth & Below		

# Tab Ballot...

- Review criteria for ranking
- Order speakers from 1<sup>st</sup> to last

**Great Tabulation Ballot**

Name: \_\_\_\_\_ Room: \_\_\_\_\_

Original Ranking: \_\_\_\_\_

Revised: \_\_\_\_\_

Signature: \_\_\_\_\_

Welcome!

We are delighted that you have joined us today and we are grateful for your willingness to volunteer your time.

- This is the first page of your ballot packet. This page is the official tabulation ballot where you will rank the students. Attached to this page is a set of student evaluation factors, one for each student, where you can give individual comments and feedback.
- On the back of this sheet are the rules for this event. Please read the rules before the competition round begins.
- The students are listed on this form in the order that they are scheduled to speak. They may come to the room in a different order than they are listed. This is not a problem but do make sure you put the right name with the right speech. Jot down the topic of the speech to help you remember.
- At the end of the competition round, rank the presentations 1 (best), 2 (second best) etc. Re-rank in the original rank section of the worksheet.
- If a student has violated one of the "mandatory penalty" items (use of script, failure to state topic or introduction, etc.), record the penalty in the "penalties" section of the worksheet. Use of script is a +1, all other penalties are +1.
- Add the penalty to the original rank. If the penalties create ties, the higher rank goes to the student without a penalty. The ballot checkers will assist you if you have questions.
- Fill in the final rank on the worksheet and then circle the communication rank on each of the student

Speaker	TOPIC	ORIGINAL RANK	PENALTIES	RE-RANKING	FINAL RANK
<i>Mark Twain</i>	<i>Cave Tours</i>	<b>1</b>	+	=	
<i>Alexander Hamilton</i>	<i>Savings Plan</i>	<b>7</b>	+	=	
<i>Harriett Tubman</i>	<i>Railroad Ties</i>	<b>3</b>	+	=	
<i>Ronald Reagan</i>	<i>Demolition</i>	<b>2</b>	+	=	
<i>Marie Curie</i>	<i>Neon Lights</i>	<b>4</b>	+	=	
<i>Martin Luther King Jr.</i>	<i>Living the Dream</i>	<b>6</b>	+	=	
<i>Queen Esther</i>	<i>The Time Is Now</i>	<b>8</b>	+	=	
<i>Benjamin Franklin</i>	<i>Keys To Success</i>	<b>5</b>	+	=	

# Tab Ballot...

**Area Tabulation Ballot**

Name: \_\_\_\_\_ Room: \_\_\_\_\_

Original Ranking: \_\_\_\_\_

Revised: \_\_\_\_\_

Signature: \_\_\_\_\_

Welcome!

We are delighted that you have joined us today and we are grateful for your willingness to volunteer your time.

- This is the first page of your ballot packet. This page is the official tabulation ballot where you will rank the students. Attached to this page is a set of student evaluation factors, one for each student, where you can give individual comments and feedback.
- On the back of this sheet are the rules for this event. Please read the rules before the competition round begins.
- The students are listed on this form in the order that they are scheduled to speak. They may come to the room in a different order than they are listed. This is not a problem but do make sure you put the right name with the right speech. Jot down the topic of the speech to help you remember.
- At the end of the competition round, rank the presentations 1 (best), 2 (second best) etc. Re-rank in the original rank section of the worksheet.
- If a student has violated one of the "mandatory penalty" items (use of script, failure to state topic or introduction, etc.), record the penalty in the "penalties" section of the worksheet. Use of script is a +1, all other penalties are +1.
- Add the penalty to the original rank. If the penalties create ties, the higher rank goes to the student without a penalty. The ballot checkers will assist you if you have questions.
- Fill in the final rank on the worksheet and then circle the communication rank on each of the student

- No penalty - ??

- Carry forward to Final Rank

- Penalty - ??

- Notate

- See Ballot Return to complete

Speaker	TOPIC	ORIGINAL RANK	PENALTIES	RE-RANKING	FINAL RANK
Mark Twain	Cave Tours	1	+		1
Alexander Hamilton	Savings Plan	7	+	=	7
Harriett Tubman	Railroad Ties	3	+	=	3
Ronald Reagan	Demolition	2	+	=	2
Marie Curie	Neon Lights	4	+ 1	=	4
Martin Luther King Jr.	Living the Dream	6	+	=	6
Queen Esther	The Time Is Now	8	+	=	8
Benjamin Franklin	Keys To Success	5	+	=	5

# Educate...

## Complete comments-

- Something done well
- Something needing improvement

## Circle individual rank

- For ranks 5-8
  - Circle 5<sup>th</sup> and Below

## Reason for ranking -

- Compared to others in round

**ORIGINAL ORATORY Student Rating**

Question: \_\_\_\_\_  
Topic: \_\_\_\_\_  
Judge: \_\_\_\_\_  
Round: \_\_\_\_\_ Division: \_\_\_\_\_

Item	Rank each item (use 1-5 scale)	Rank	Comments
<b>CONTENT AND REASONING</b>			
Clear thesis statement establishing focus of speech	1 2 3 4 5		
Compelling message	1 2 3 4 5		
Addresses topic in a unique, inventive way	1 2 3 4 5		
Uses adequate supporting sources and creates <i>Relevance</i>	1 2 3 4 5		
Creates link between message and audience	1 2 3 4 5		
<b>DELIVERY</b>			
Engaging and relevant introduction	1 2 3 4 5		
Organized content and smooth transitions	1 2 3 4 5		
Conclusion effectively completes speech	1 2 3 4 5		
<b>STAGING</b>			
Speaks eloquently using correct diction	1 2 3 4 5		
Builds credibility through clarity and proper use of sources to connect with audience (ethos)	1 2 3 4 5		
Creates interest and evokes appropriate emotional responses (pathos)	1 2 3 4 5		
<b>DEBATE</b>			
Engaging style of delivery	1 2 3 4 5		
Strong evidence, analysis, rebuttal and refutation	1 2 3 4 5		
Appropriate eye contact	1 2 3 4 5		
Questions and statements contribute to the presentation	1 2 3 4 5		
Effective handling of rebuttal (if used)	1 2 3 4 5		
Comprehensive grasp of professional	1 2 3 4 5		
Final/Total Score by 1st round (1 rank) _____ + 1st of 2nd (2 rank) _____ = Total Final/Total Rank _____			
Final/Total Score by the ROUND (1-5) _____			
#1 First #2 Second #3 <b>Third</b> #4 Fourth #5 Fifth & Below			

# After you hear all the speakers...

- Return immediately to the Judge Hospitality area to complete your ballots.
- If you have questions, please see one of the Judge Orientation staff who will be located close to the Ballot Return area.
- Once your ballots are complete, check in with Ballot Return and wait as they review through them.

# A few final reminders...

- Read the rules on the back of your tabulation ballot before judging
- The evaluation numbers (1-5) are never used by the tournament staff
- Any required penalties will be confirmed by the Head Judge.
- Have fun and know that you are serving in a vital education role for each student!

Thank you!

# Stoa Statement of Faith

---

There is one God eternally existing in three persons: the Father, the Son (Jesus Christ), and the Holy Spirit.

---

Man is sinful and therefore separated from God, who is holy and perfect.

---

Jesus Christ paid the eternal penalties for our sin through His death on the cross.

---

Jesus Christ also resurrected bodily and ascended into heaven and will return one day to fulfill His kingdom.

---

Only through Jesus Christ and the grace of His provision of salvation, may we be saved from eternal punishment, enter into God's family and receive eternal life.

---

The Bible is the inspired, inerrant, infallible and authoritative Word of God and the truth for Christian faith and practice.

---